

SOX9 (M777J) Mouse mAb

CatalogNo: [AH0002](#)

•Main information

Target	Sox-9
Reactivity	Human,Mouse,Rat,Bovine
Applications	IHC,ELISA
MW (kDa)	56kD (Calculated) 70kD (Observed)
Host Species	Mouse
Isotype	IgG2b,Kappa

•Recommended Dilutions

IHC 1:200-400
ELISA 1:500-5000 Note: For IHC, we suggest antigen retrieval with TE buffer pH 9.0 (Cat#RH0011)

•Detailed information

Specificity	The antibody can specifically recognize human SOX9 protein.
Storage	-15°C to -25°C/1 year(Do not lower than -25°C, Ship by ice bag)
Formulation	PBS, 50% glycerol, 0.05% Proclin 300, 0.05%BSA
Purification	The antibody was affinity-purified from ascites by affinity-chromatography using specific immunogen.
Clonality	Monoclonal
Clone Number	M777J

•Target Information

Gene name	SOX9
Protein Name	Transcription factor SOX-9

Organism	Gene ID	UniProt ID
Human	6662;	P48436;
Mouse	20682;	Q04887;

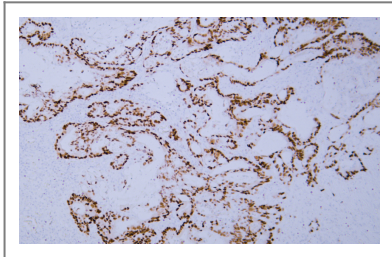
Cellular Localization	Nuclear
------------------------------	---------

Tissue specificity Eye,PNS,Testis,

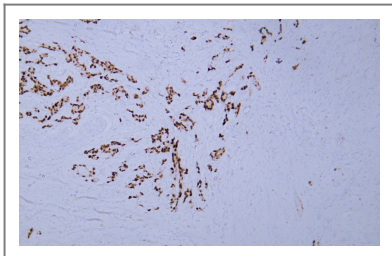
Function

Disease: Defects in SOX9 are the cause of campomelic dysplasia (CMD1) [MIM:114290]. CMD1 is a rare, often lethal, dominantly inherited, congenital osteochondrodysplasia, associated with male-to-female autosomal sex reversal in two-thirds of the affected karyotypic males. A disease of the newborn characterized by congenital bowing and angulation of long bones, unusually small scapulae, deformed pelvis and spine and a missing pair of ribs. Craniofacial defects such as cleft palate, micrognathia, flat face and hypertelorism are common. Various defects of the ear are often evident, affecting the cochlea, malleus incus, stapes and tympanum. Most patients die soon after birth due to respiratory distress which has been attributed to hypoplasia of the tracheobronchial cartilage and small thoracic cage. Function: Plays an important role in the normal skeletal development. May regulate the expression of other genes involved in chondrogenesis by acting as a transcription factor for these genes. Similarity: Contains 1 HMG box DNA-binding domain.

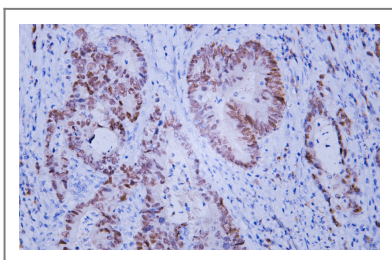
•Validation Data



Human colon carcinoma tissue was stained with Anti-SOX9 Antibody



Human gastric adenocarcinoma tissue was stained with Anti-SOX9 Antibody



Human rectal carcinoma tissue was stained with Anti-SOX9 Antibody

•Contact information

Orders: order@lamarck.cn
Support: support@lamarck.cn
Telephone: 400-801-6722
Website: <http://www.Lamarck.com>
Address: All rights reserved ©2025 Lamarck.



Please scan the QR code to access additional product information:
SOX9 (M777J)
Mouse mAb

